

N66MJ



Garmin GMA 2700A-8



Garmin GMA 2700A-8

USE LIST USE STOP


NAV 180 180 COMM NAV

0274

Garmin GMA 2700A-8



Avoid continuous operation between 1050 and 2150 RPM, 20 MP and above



CO-DETECTOR

Portable Peace of Mind

REMOVE BEFORE FLIGHT

PRIMER STROBE LIGHT STALL WARN ALT AUTO RADIO RADIO RADIO RADIO BCN FLAP CABIN INST PITOT NAV LGD ALT

STROBE LIGHT STALL WARN ALT AUTO RADIO RADIO RADIO RADIO BCN FLAP CABIN INST PITOT NAV LGD ALT

PRIMER STROBE LIGHT STALL WARN ALT AUTO RADIO RADIO RADIO RADIO BCN FLAP CABIN INST PITOT NAV LGD ALT

CARB HEAT PULL ON

THROTTLE PROP PITCH

PUSH INCR RPM

MIXTURE PULL LEAN

NOSE DOWN

NOSE LEFT

NOSE RIGHT

SKYLANE

MAXIMUM AFT CG LIM TO 46.0 INCHES AT DATUM WHEN AUTO IS INSTALLED